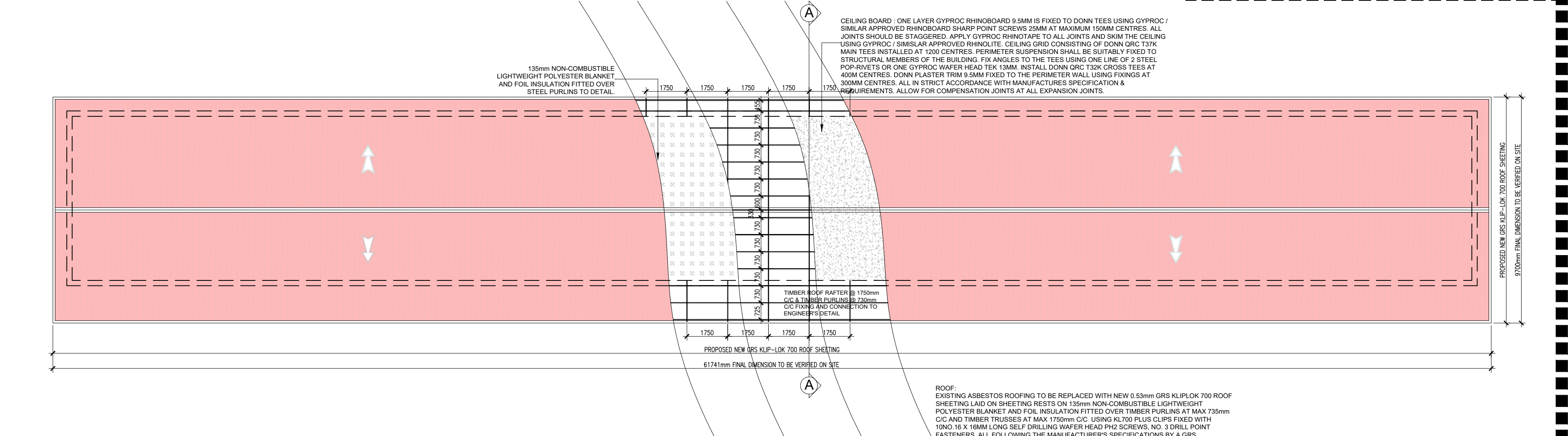


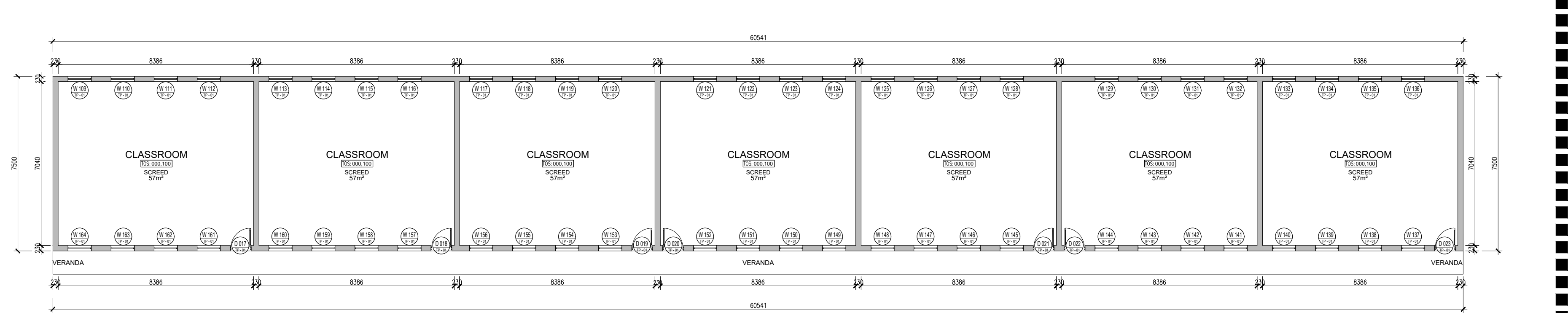
## CL6 BUILDING - TYPICAL SECTION A-A

SCALE : 1 : 50  
NOTES IN RESPECT OF S.A. STANDARD CODE OF PRACTICE FOR THE APPLICATION OF THE NATIONAL BUILDING REGULATIONS, SANS 10400



## CL6 BUILDING - ROOF PLAN

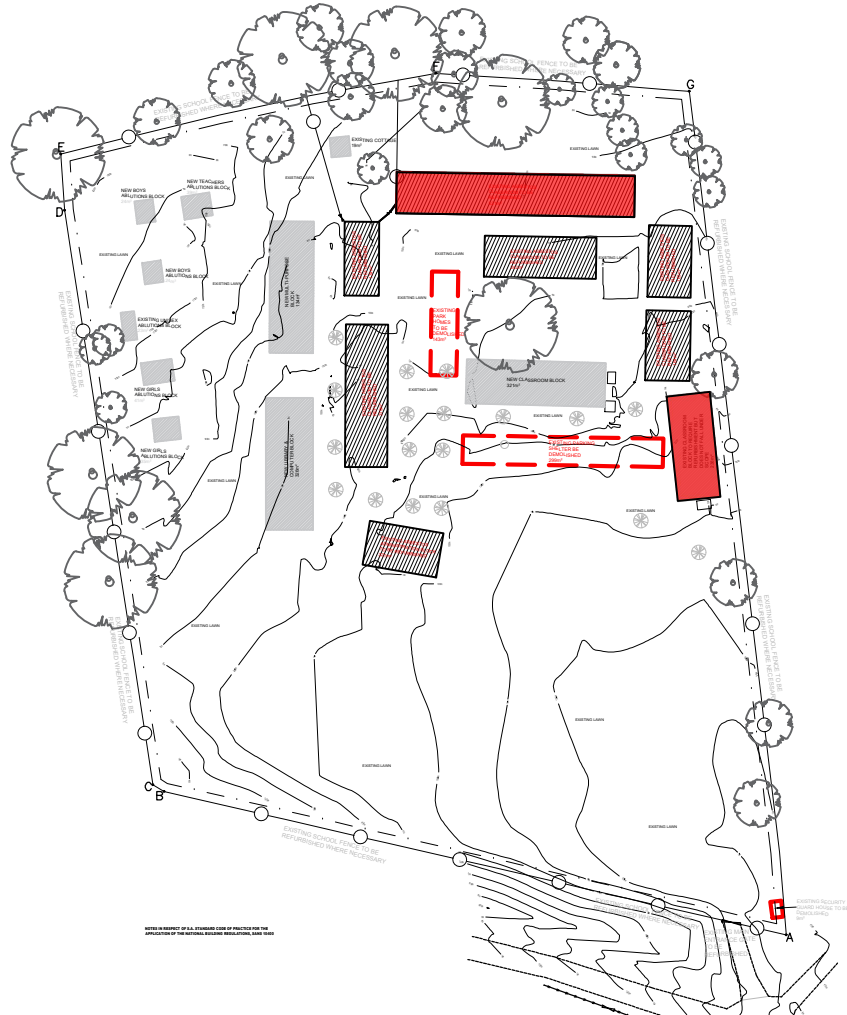
SCALE : 1 : 100  
NOTES IN RESPECT OF S.A. STANDARD CODE OF PRACTICE FOR THE APPLICATION OF THE NATIONAL BUILDING REGULATIONS, SANS 10400



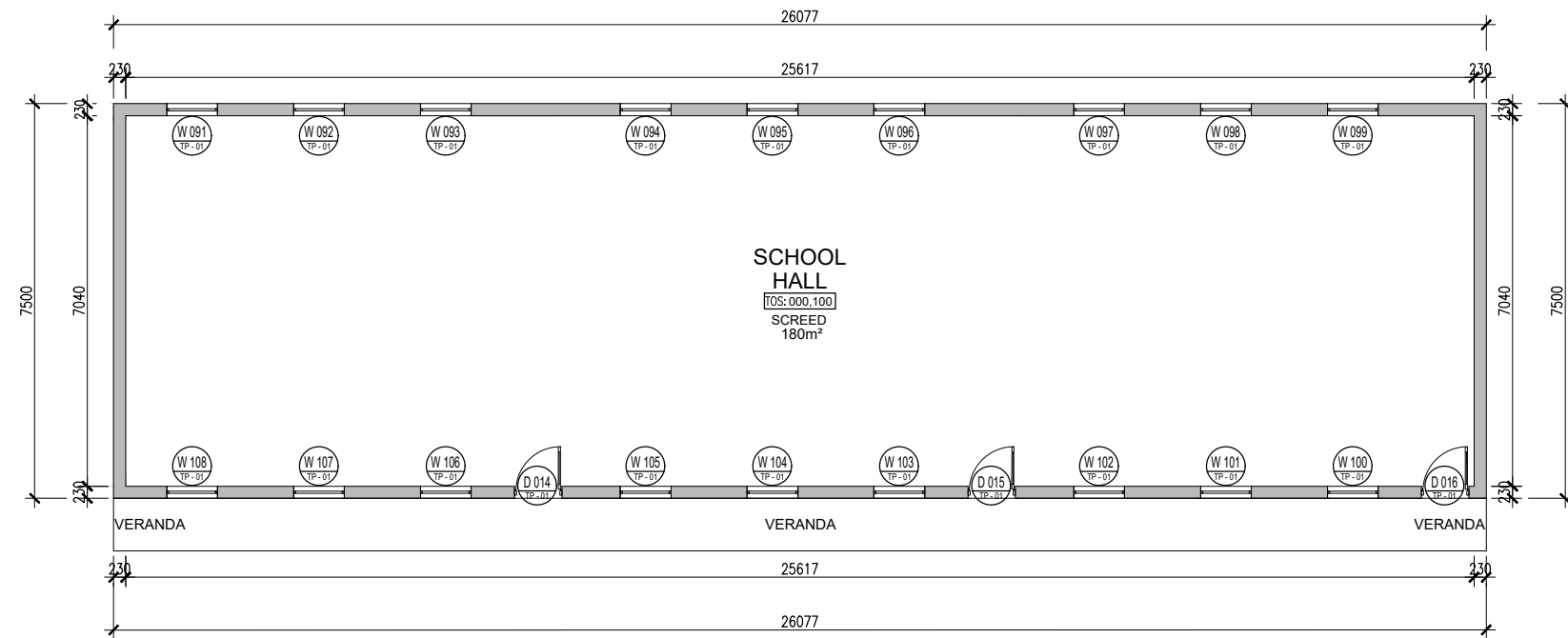
## EXISTING CL6 - FLOOR PLAN

SCALE : 1 : 100

NOTES IN RESPECT OF S.A. STANDARD CODE OF PRACTICE FOR THE APPLICATION OF THE NATIONAL BUILDING REGULATIONS, SANS 10400



## SITE DEVELOPMENT PLAN SCALE N.T.S



## EXISTING SCHOOL HALL - FLOOR PLAN

SCALE : 1 : 100  
NOTES IN RESPECT OF S.A. STANDARD CODE OF PRACTICE FOR THE APPLICATION OF THE NATIONAL BUILDING REGULATIONS, SANS 10400

### E1 DEMOLITION OF ANY BUILDING

- 1) NO OWNER OF ANY SITE SHALL DEMOLISH OR CAUSE OR PERMIT TO BE DEMOLISHED ANY BUILDING WITHOUT THE PRIOR WRITTEN PERMISSION OF THE LOCAL AUTHORITY.
- 2) THE LOCAL AUTHORITY MAY, IN GRANTING SUCH PERMISSION, IMPOSE ANY CONDITION OR REQUIREMENT CONTEMPLATED IN SUBREGULATIONS F1(a) AND 2 AND REGULATION F2 FOR THE SAFETY, HEALTH AND CONVENIENCE OF THE PUBLIC, AND FOR THE SAFETY OF ANY OTHER BUILDING OR INSTALLATION WHICH IN ITS OPINION MAY BE AFFECTED BY SUCH DEMOLITION.
- 3) NO PERSON SHALL AT ANY TIME DURING THE COURSE OF OR AFTER THE DEMOLITION OF A BUILDING LEAVE IT IN A CONDITION DANGEROUS TO THE PUBLIC OR ANY ADJOINING PROPERTY.
- 4) WHERE A CONDITION CONTEMPLATED IN SUBREGULATION (3) ARISES THE LOCAL AUTHORITY MAY SERVE A NOTICE PERSON REQUIRING HIM TO MAKE THE SITE SAFE, AND IF HE FAILS SO TO DO, THE LOCAL AUTHORITY MAY ITSELF CARRY OUT THE NECESSARY WORK AND RECOVER THE COSTS THEREOF FROM SUCH PERSON.

### E2 SAFEGUARDING OF BASEMENTS

WHERE ANY BUILDING IS DEMOLISHED TO THE LEVEL OF THE GROUND AND SUCH BUILDING CONTAINED A BASEMENT, THE OWNER OF SUCH BUILDING SHALL PROVIDE OR CAUSE TO BE PROVIDED SAFE LATERAL SUPPORT TO THE SIDES OF SUCH BASEMENT.

### E3 PROHIBITION OF DANGEROUS METHODS

THE LOCAL AUTHORITY MAY PROHIBIT THE USE OF ANY METHOD TO BE APPLIED IN THE DEMOLITION OF ANY BUILDING WHERE IN ITS OPINION SUCH METHOD WILL CREATE OR CAUSE TO BE CREATED ANY DANGER TO ANY PERSON OR OTHER BUILDING OR PROPERTY, AND WHERE IT SO PROHIBITS IT SHALL, ON THE REQUEST OF THE OWNER OF SUCH BUILDING, GIVE ITS REASONS, IN WRITING, FOR SUCH PROHIBITION.

### E4 GENERAL PENALTY

ANY PERSON WHO CONTRAVENES ANY REQUIREMENT OF THE REGULATIONS OF THIS PART OR FAILS TO COMPLY WITH ANY NOTICE, CONDITION OR ORDER ISSUED THEREUNDER, SHALL BE GUILTY OF AN OFFENCE.

### DEMOLITION GENERAL NOTES :

- \* ALL WALLS, SLABS AND SCREEDS TO BE MADE GOOD ADJACENT TO DEMOLITIONS.
- \* REMOVED ALL DOORS, SECURITY GATES, TIMBER DOOR FRAMES AND FANLIGHTS.
- \* REMOVE ALL YELLOW GLASS IN EXISTING FRAMES AND REPLACE WITH CLEAR SAFETY GLASS.
- \* REMOVE ALL BURGLAR BARS AND BLINDS FROM WINDOWS.
- \* REMOVE GLASS TO DOORS AND SIDE LIGHTS BELOW 2100MM AND REPLACE WITH CLEAR SAFETY GLASS.
- \* REMOVE GLASS TO WINDOWS WITH A SILL HEIGHT BELOW 900MM AND REPLACE WITH CLEAR SAFETY GLASS.
- \* ANY CRACKED OR DAMAGED GLASS IS TO BE REPLACED WITH GLASS TO MATCH EXISTING IF SAFETY GLAZING NOTES ABOVE DOES NOT APPLY.
- \* REMOVE ALL CEILINGS AND LIGHT FITTINGS.
- \* REMOVE ALL FLOOR VINYL WHERE INDICATED, FLOOR TILES, SORTINGS AND GRANO PERIMETER.
- \* REMOVE ALL AIR CONDITIONING AND HEATING UNITS. (AS PER ENGINEERS INSTRUCTIONS)

ALL QUANTITIES TO BE CHECKED ON SITE BY THE CONTRACTOR PRIOR TO PLACING ORDERS. ALL FITTINGS TO BE INSTALLED IN STRICT ACCORDANCE WITH MANUFACTURERS SPECIFICATIONS.  
THIS DRAWING TO BE READ IN CONJUNCTION WITH FITTING / FINISHES SCHEDULE AND ANY DISCREPANCIES FOUND TO BE REPORTED TO THE OFFICE OF THE ARCHITECT IMMEDIATELY AND PRIOR TO PLACING OF ORDERS / MANUFACTURE .



## LOCALITY PLAN SCALE N.T.S

FOR TENDER

### NOTES:

#### GENERAL DRAWING NOTES :

- THE DESIGN ON THIS DRAWING IS COPYRIGHT AND REMAINS THE PROPERTY OF THE ARCHITECTS.
- ALL WORK TO BE CARRIED OUT STRICTLY IN ACCORDANCE WITH MUNICIPAL REGULATIONS.
- DRAWINGS NOT TO BE SCALED. ONLY ANNOTATED DIMENSIONS TO BE USED.
- ALL RELEVANT DATUM, LEVELS, DIMENSIONS TO BE CHECKED ON SITE BEFORE COMMENCEMENT OF WORK.
- ALL DRAWINGS ARE TO BE CHECKED BY THE MAIN CONTRACTOR AND ANY DISCREPANCIES ON THE DRAWINGS OR BETWEEN THE DRAWINGS ARE TO BE REFERRED TO THE ARCHITECT.
- CONTRACTOR TO CHECK ALL QUANTITIES PRIOR TO ORDERING AND MANUFACTURE.
- CONTRACTOR TO PROVIDE SHOP DRAWINGS FOR APPROVAL BY ARCHITECT PRIOR TO MANUFACTURE.

#### NOTES FOR ELECTRONIC DRAWINGS

- THIS DRAWING MAY BE ISSUED ELECTRONICALLY.
- THIS DRAWING CONTAINS EXTERNAL REFERENCES (XREFS) WHICH SHOULD BE BOUND INTO THE DRAWING PRIOR TO ISSUE. PLEASE REFER ALSO TO REVISION NOTES ON THESE DRAWINGS.

### REFERENCE DRAWING

NO.	DRAWING NUMBER	DESCRIPTION
01	1013-023-0001	SITE DEVELOPMENT PLAN
02	1013-023-0100	CL4 & CL2 FLOOR PLANS & ROOF PLANS
03	1013-023-0101	2x CL2 FLOOR PLANS & ROOF PLANS
04	1013-023-0102	CL3 & ADMIN FLOOR PLAN & ROOF PLANS
05	1013-023-0104	GUARD HOUSE ROOF PLAN

### REVISION

NO.	DATE	REVISION	BY
01	15/09/2022	FOR TENDER	M. BHENDU
02			
03			
04			
05			

SIGPRO SIGNATURES	NAME	SIGNATURE	DATE
DESIGNED BY	M. BHENDU		23/05/2019
DRAWN BY	M. BHENDU		15/09/2022
CHECKED BY	S. SHADI		23/05/2019

### CLIENT DEPARTMENT SIGNATURES

### FACILITY STAMP

### FACILITY MANAGER

### INFRASTRUCTURE MANAGER

### GENERAL MANAGER

### Checked by Professional Consultant

Name

Signature

Date

**SIGPRO**  
ENGINEERING AND PROJECT MANAGEMENT



### NORTHERN REGION

Project KZN DOE INFRASTRUCTURE DEVELOPMENT AND MAINTENANCE PROGRAMME

### Drawing Description

**MATAMZANE DUBE SECONDARY SCHOOL - CL6 & HALL FLOOR PLANS & ROOF PLAN**

Drawn: SIGPRO

Date: 13/06/2019

Scales:

AS SHOWN

Consultant Drawing Number:

1013-023-0103-REV 0

DBSA Drawing number:

500124283

Stamped by Plans Approval Committee